




WORLD  
ENVIRONMENTAL  
CONSERVANCY

# MONITORING EXPLOSIVE CYCLONES ON THE COAST OF THE ANTARCTIC CONTINENT



---

By Romao, M. and Pires, L. B. M.



# MONITORING EXPLOSIVE CYCLONES ON THE COAST OF THE ANTARCTIC CONTINENT

JANUARY 2024

During this month, only 02 events were registered among the 13 research stations located on the coast of the Antarctic utilized as references for the monitoring of bomb cyclones. The stations hit by a cyclone this month was Casey and Dumont D'Urville.

## TOTAL OF EVENTS REGISTERED IN STATIONS IN JANUARY

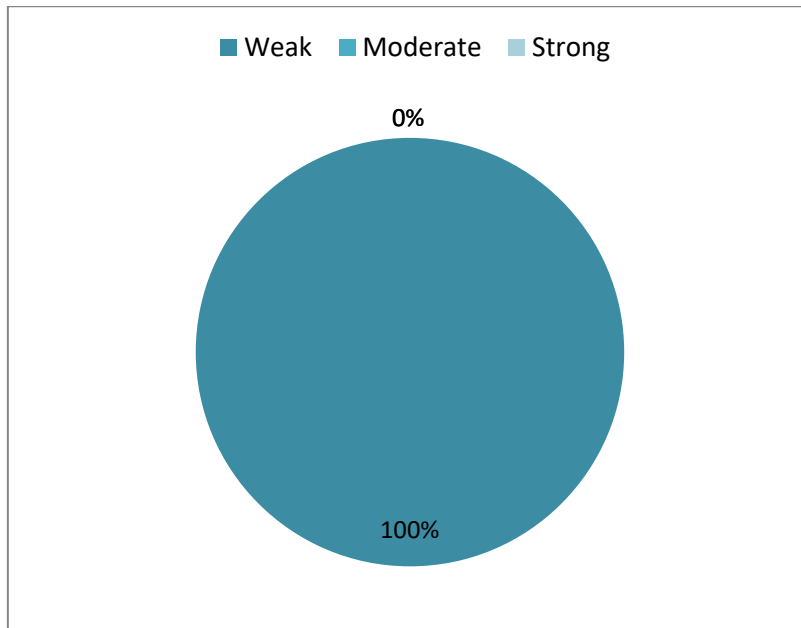
2017	2018	2019	2020	2021	2022	2023	2024
00	04	02	01	02	03	03	02

## STATISTICS OF THE MONTH

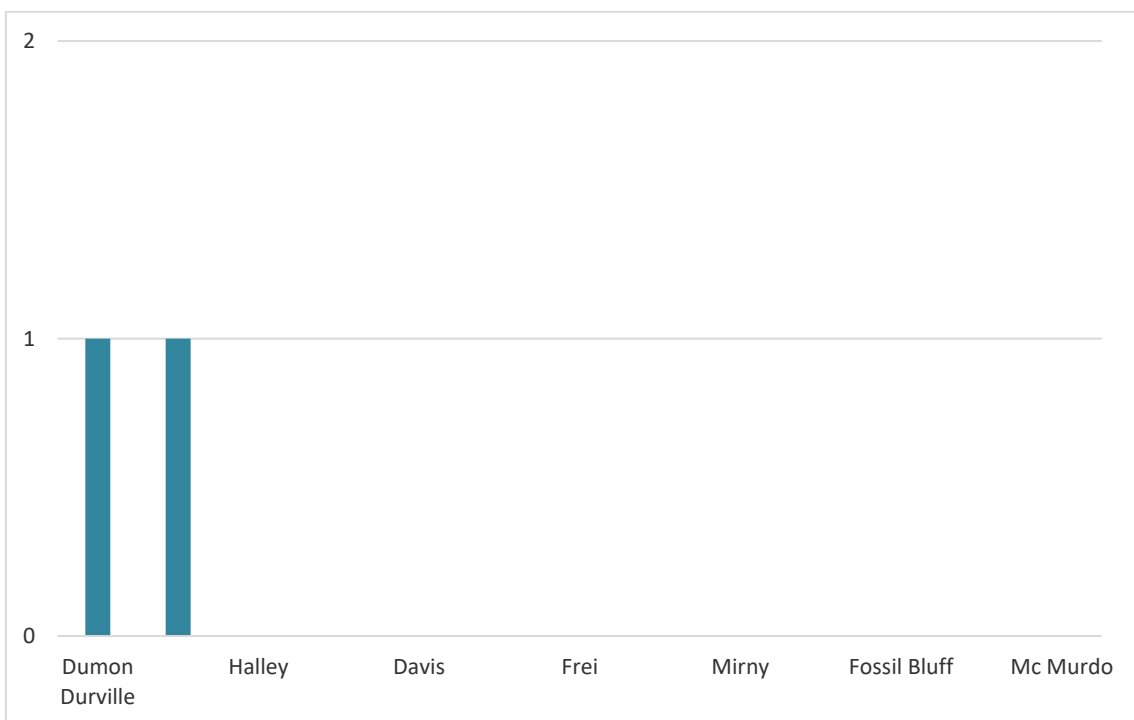
CLASSIFICATION	BERGERON SCALE	INTENSITY	TOTAL OF CASES REGISTERED IN THE MONTH
B1	1 a 1.2	Weak	02
B2	1.3 a 1.8	Moderate	00
B3	> 1.8	Strong	00

HIGHEST PRESSURE DROP	LOWEST RECORDED PRESSURE	HIGHEST SUSTAINED WIND
-26.0 hPa/24h	957.0 hPa	30.0 m/s
Casey Station	Casey Station	Casey Station
Jan. 05	Jan. 05	Jan. 05

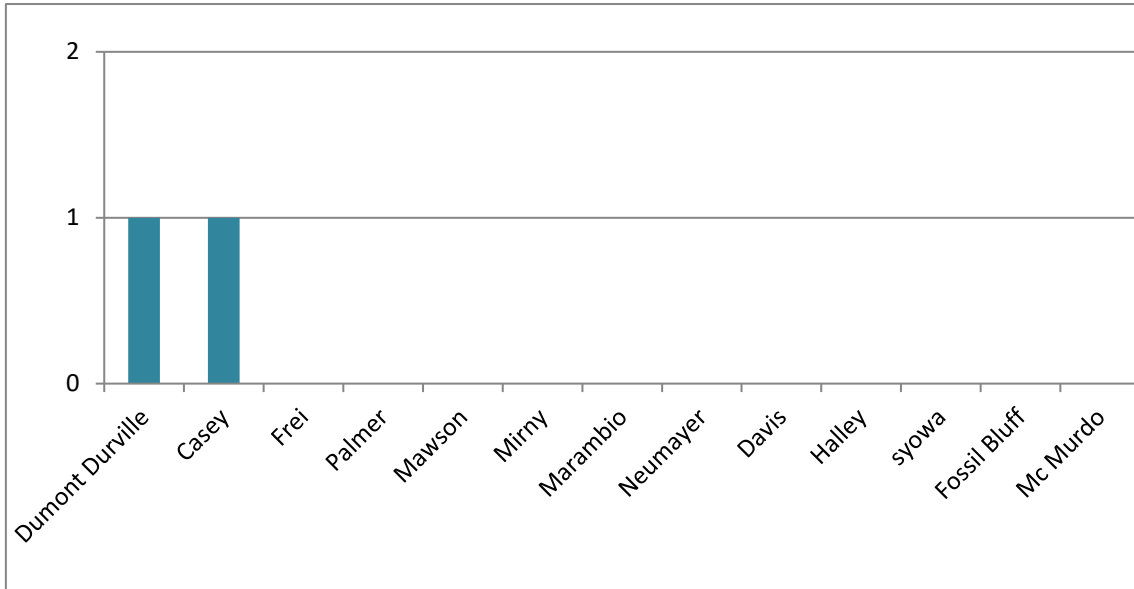
### BERGERON INTENSITY TOTAL OF ANNUAL EVENTS IN 2024



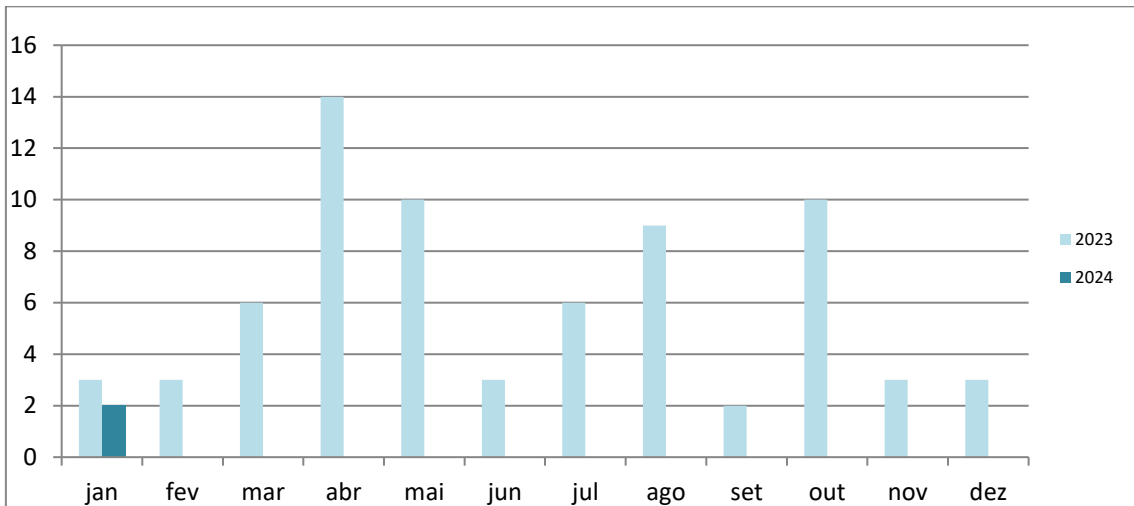
### TOTAL OF EVENTS REGISTERED BY STATION IN 2024



TOTAL OF EVENTS REGISTERED IN EACH STATION IN THE MONTH OF JANUARY/2024



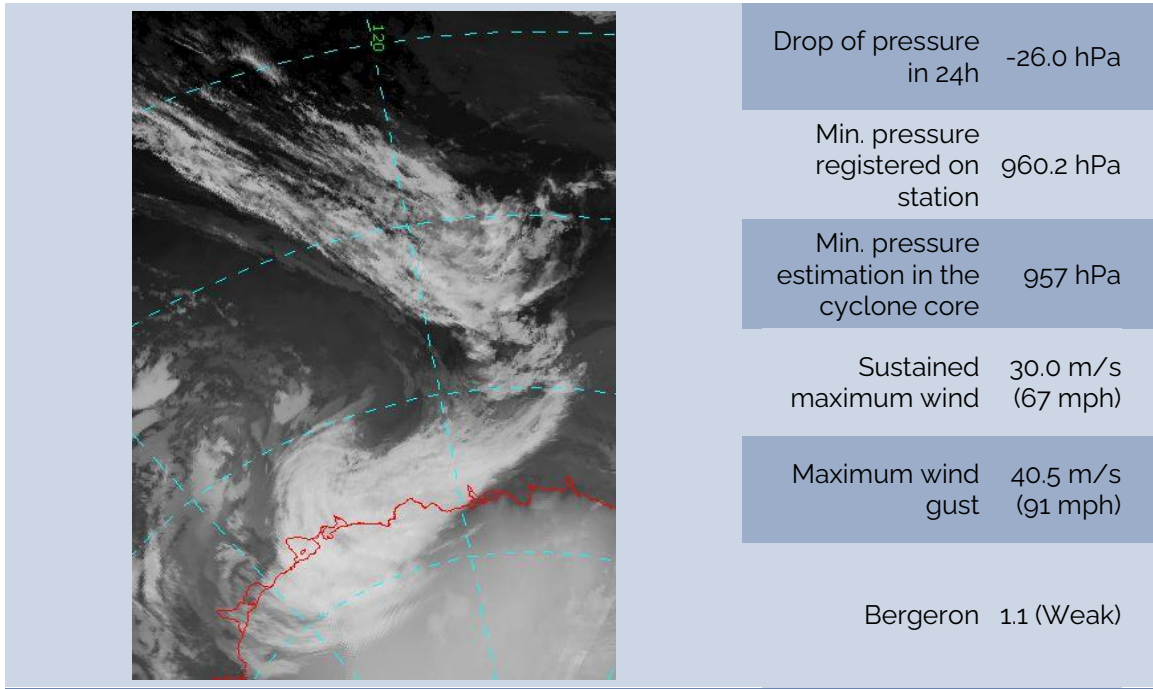
TOTAL EXPLOSIVE CYCLONES IN THE ANTARCTIC



## BOMB CYCLONE N°01/2024 - DATE: JAN/05/2024

---

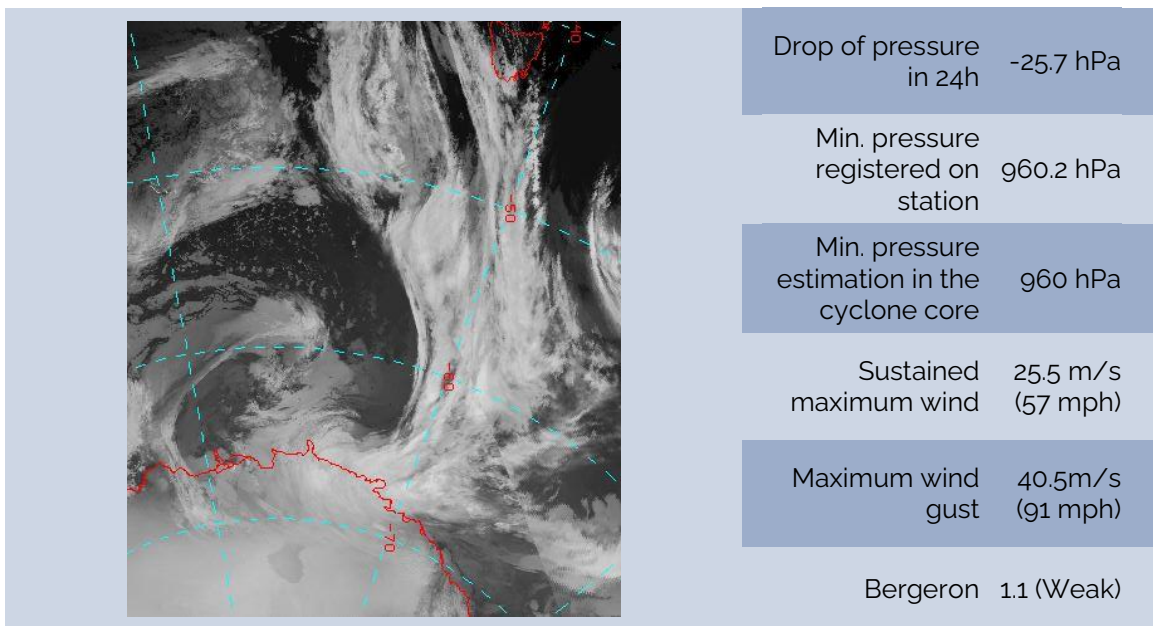
LOCAL: CASEY STATION – WMO 89611 (OPERATED BY AUSTRALIA)



## BOMB CYCLONE N°02/2024 - DATE: JAN/09/2024

---

LOCAL: DUMONT D'URVILLE STATION – WMO 89642 (OPERATED BY FRANCE)



## SOURCES

---

<https://worldview.earthdata.nasa.gov>

<http://www.bom.gov.au>

<https://data.aad.gov.au>

<http://www.smn.gov.ar>

<http://meteoarmada.directemar.cl>

<https://www.marinha.mil.br/chm/chm/dados-do-smm-cartas-sinoticas>